

# THEORY WORKSHEET no. 7

FINISH OFF THESE RHYTHMS BY FILLING IN THE EMPTY BARS. DON'T FORGET TO DRAW THE NOTES NEATLY AND TO PUT THE RIGHT NUMBER OF COUNTS IN EACH BAR!

NOW WRITE THESE NOTES IN BOTH CLEFS (WATCH OUT!) ON LINES AND IN SPACES :


C space   G line   E space   A space   E line   F line   B line   G space


F line   A space   G space   D line   C space   B line   G line   F space

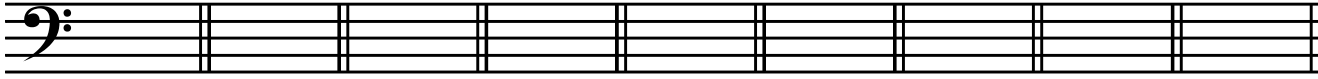
D space   C space   B line   F line   A space   F space   D line   E line


B line   B space   G space   A line   A space   E space   G line   C space


TURN OVER →

THE NEXT EXERCISE IS LIKE THE LAST ONE BUT NOW YOU HAVE TO GIVE THE NOTES COUNTS. SO WHEN YOU SEE "C2", IT WILL BE  - HAVE FUN!


  
 G4      D1      A2      F½      E1      B3      C1      A4      D2


  
 D1      A3      C1      B4      E2      F4      A1      D2      G½


  
 A2      F1      B1      G½      C3      E½      D4      F1      B2

  
 B3      F½      D4      E1      C2      G2      B1      F½      A1

NOW, TO END WITH, WRITE THE INTERVALS ABOVE THE NOTES. THE NUMBERS UNDERNEATH SHOW HOW FAR APART THEY SHOULD BE - SOME HAVE BEEN DONE :

  
 2      4      3      5      3      3      2      4      2

  
 3      5      5      4      2      4      3      5      2

  
 2      4      5      3      2      4      5      5      3



Mark :